
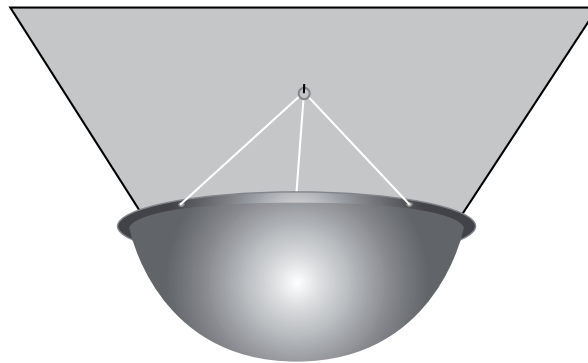


INDOOR CEILING DOME MIRROR INSTALLATION GUIDE

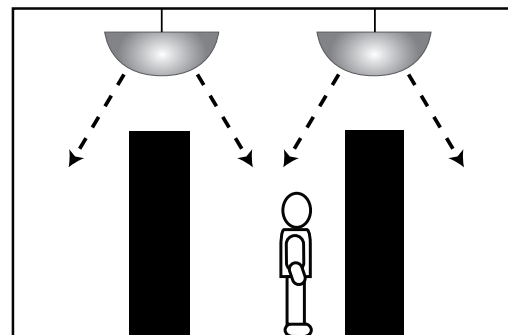
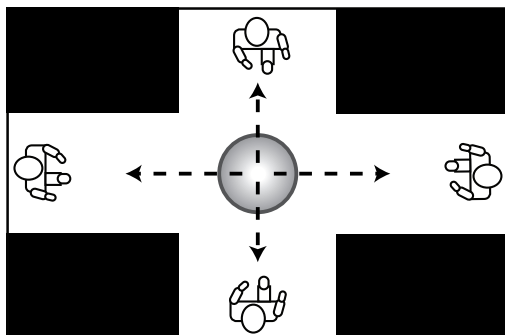
1. Decide the appropriate place to site the mirror to give maximum vision.
2. Dome capped screws are supplied for mounting directly to the Ceiling.



3. In the case of a high ceiling, a suspension kit is supplied to suspend to the ultimate height.



4. When installation is complete, totally remove the protective film from the face.



CONVEX MIRROR SHOP

Victoria
Australia

contactus@convexmirror.com.au
www.convexmirror.com.au

1800-802-506

