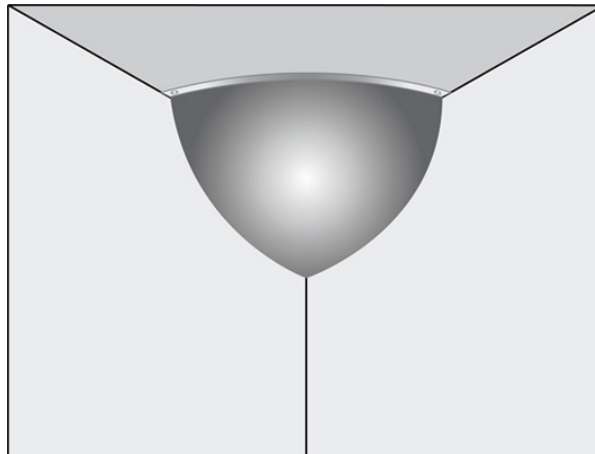
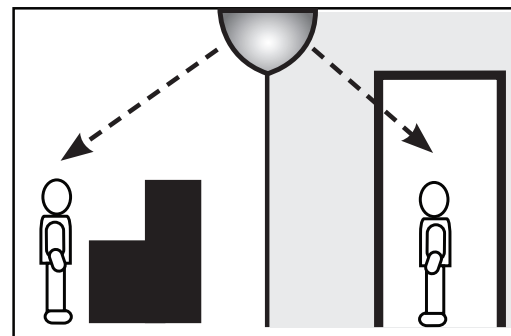
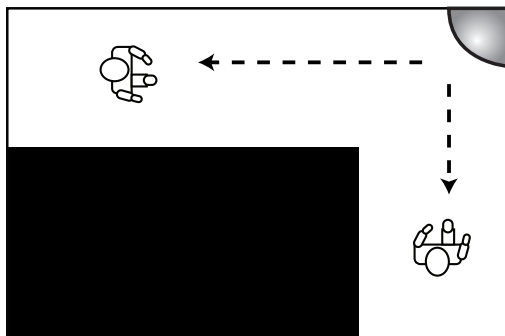


INDOOR QUARTER DOME MIRROR INSTALLATION GUIDE

1. Decide the appropriate corner to site the mirror to give maximum vision.
2. Dome capped screws are supplied for mounting directly to the Ceiling.




3. When installation is complete, totally remove the protective film from the face.



CONVEX MIRROR SHOP

 Victoria
Australia

 contactus@convexmirror.com.au
www.convexmirror.com.au

 1800-802-506

